



**2nd Half-Yearly Monitoring Report on
Mid-Day-Meal Scheme of Andaman & Nicobar Islands (UT)
(1st October 2014 to 31st March 2015)**

**Districts Monitored
North & Middle Andaman
Nicobars**



Dr. T. Vijaya Kumar



Monitoring Institution

**National Institute of Rural Development & Panchayati Raj
(Ministry of Rural Development, Govt. of India)
Rajendranagar, Hyderabad-500030**

2015



**2nd Half-Yearly Monitoring Report on
Mid-Day-Meal Scheme of Andaman & Nicobar Islands (UT)**
(1st October 2014 to 31st March 2015)



Districts Monitored

**North & Middle Andaman
Nicobars**

Dr.T.VijayaKumar



Monitoring Institution

Centre for Equity & Social Development

National Institute of Rural Development & Panchayati Raj

(Ministry of Rural Development, Govt. of India)

Rajendranagar, Hyderabad-500030

2015

TABLE OF CONTENTS

Sl. No.	Particulars/Details	Page No.
	• Foreword	3
	• Acknowledgements	4
	• Composition of Monitoring Team	5
	• General Information	6-7
	• Executive Summary	8-13
1.	Introduction	14-18
2.	District Monitoring Report –North & Middle Andaman (District No.1)	19-34
3.	District Monitoring Report –Nicobars (District No.2)	35-45
4.	List of Schools with U-DISE code visited by Monitoring Institution	46-50

FOREWORD

National Institute of Rural Development Panchayati Raj, Rajendranagar, Hyderabad, Monitoring Institute has been monitoring Mid-Day-Meal scheme in Andaman & Nicobar Islands (UT) as one of the Monitoring Institutions across the country for broad based monitoring of MDM activities.

This is the 2nd half yearly report for the year 2014-15 and is based on the data collected from two districts namely North & Middle Andaman and Nicobars.

I hope the findings of the report would be helpful to both the Government of India and the Union Territory of Andaman & Nicobar Islands to understand the grass root level problems in implementation as well as achievement of MDM in the UT and to plan further necessary interventions.

In this context, I extend my hearty compliments to Dr.T.Vijaya Kumar, Associate Professor, Centre for Equity & Social Development of NIRD & PR and Nodal Officer for Monitoring of MDM in Andaman & Nicobar Islands and team members who have rendered good service by taking initiative to visit the schools located in the inaccessible areas and preparing the report in time. I would like to appreciate the cooperation extended by the authorities of the Union Territory administration, the District and Block officers of MDM during the time of monitoring.



**Dr.M.V. Rao, IAS.,
Director General**

National Institute of Rural Development & Panchayati Raj
Rajendranagar
Hyderabad.

ACKNOWLEDGEMENTS

The present Monitoring report is an outcome of committed research investigators to the field survey and cooperation received from Teachers and Head Masters concerned along with Educational Officers, UT Administration of the Andaman & Nicobar Islands. The author duly thanks them for their fullest cooperation and facilities provided in successful completion of the Monitoring Activities.

The author expresses gratitude and sincere thanks to Officials of Ministry of Human Resource Development, New Delhi for sponsoring this monitoring project.

I also take this opportunity to express a deep sense of gratitude to Dr. M.V. Rao, IAS, Director General, National Institute of Rural Development & Panchayati Raj, Hyderabad for providing an opportunity to undertake this monitoring project and encouraging the team for successful completion.

I gratefully thank Dr. R.R.Prasad, Professor & Head, Centre of Equity and Social Development, NIRD & PR, Hyderabad for his consistent encouragement, guidance for timely completion of this monitoring activity.

Special thanks to the Project Manager and consultants of TSG, Ed.CIL for the valuable information provided by them and cooperation extended in all aspects of the project.

I am obliged to staff members of this project, Ms. K. Kiranmai, Senior Project Assistant, K. Sudheer Kumar and other staff members of Centre for Equity & Social Development for their contribution to this project by extending their cooperation.

Finally I thank Ms. S.V. Lakshmi and Mr. M. Raghu Sagar for assistance and support in data entry, processing and bringing analytical output. Last but not the least, we express our thanks to all those who are directly and indirectly involved and helped in conducting the monitoring work of Mid-Day-Meal scheme in Andaman & Nicobar Islands.

Dr. T. Vijaya Kumar
Associate Professor (CESD) &
Nodal Officer

COMPOSITION OF MONITORING TEAM

S.No	Name	Designation
1	Dr. T. Vijaya Kumar	Project Director
2	Dr. D. Radhakishan	Resource person
3	Dr. A. Venkata Rayudu	Team member
4	Ms. K. Kiranmai	Sr. Project Assistant

2nd Half Yearly Monitoring Report of National Institute of Rural Development & Panchayati Raj (NIRD&PR) on MDM in Andaman & Nicobar Islands (UT) for the period from 1st October 2014 to 31st March 2015.

General Information

Sl. No.	Subject	Details
1.	Name of the monitoring institution	National Institute of Rural Development & Panchayati Raj, Hyderabad.
2.	Period of the report	1 st October 2014 to 31 st March 2015
3.	No. of Districts allocated	Two Districts
4.	District names (write the districts names which the MI has monitored)	North & Middle Andaman and Nicobars
5.	Month of visit to the Districts /blocks (Information is to be given for district wise)	March 2015
	District	1).North & Middle Andaman 2).Nicobars
6.	MI selected the schools as per the criteria : Yes/No (Ref: As per the ToR 2013-15 point 4 (iii) under scale of work)	
	(i) Higher gender gap in enrolment	Yes
	(ii) Higher population of SC/ST students,	Yes
	(iii) Low retention rate and higher dropout rate	Yes
	(iv) The School has a minimum of three CWSN	Yes
	(v) The habitation where the school is located at has sizeable number of OOSC	NA
	(vi) The habitations where the school is located at witnesses in bound and out bound seasonal migration,	Yes
	(vii) The ward/unit of planning where the school is located at is known to have sizeable number of urban deprived children	Yes
	(viii) The school is located in a forest or far flung area	Yes
	(ix) The habitation where the school is located at witnesses recurrent floods or some other natural calamity	Yes
	(x) Pupil Teacher Ratio (PTR) at school level	Yes
7.	Types of Schools visited as per the ToR 2013-15: Yes/No (Ref: As per the ToR 2013-15 point 4(iv) under scale of work)	
	(i) 8 schools from urban areas visited Yes/No	Yes
	(ii) if yes write the number	8
	(iii) 6 schools from Special Training Centers (3 residential and 3 non-residential) visited : Yes/No	This intervention is not being implemented in North & Middle Andaman and Nicobars districts of UT.
	(iv) if yes write the number	
	(v) 2 schools from civil works sanctioned Yes/No	Yes
	(vi) if yes write the number	2
	(vii) 2 schools from NPEGEL blocks Yes/No	This intervention is not being implemented in North & Middle Andaman and Nicobars districts of UT.
	(viii) if yes write the number	
	(ix) 3 schools from CWSN (priority to those having other	Yes
		3

	than Orthopaedic Impairment (OI children) Yes/ No (x) if yes write the number	
	(xi) 3 schools from Computer Aided Learning (CAL) and KGBV scheme Yes/No (xii) if yes write the number	This intervention is not being implemented in the Sample districts.
	(xiii) 3 schools from KGBV scheme Yes/No (xiv) if yes write the number	This intervention is not being implemented in the Sample districts
8.	The selection of schools (for all the districts to be monitored) shall be done on the basis of the latest school report card generated through DISE, HHS data and consultation with the district SSA functionaries: Yes/No Ref: TOR 2013-15 point 4(v) under scale of work (The procedure and criteria adapted, for the selection of schools shall form an essential part of the MIs report.)	Yes
9.	Total number of elementary schools in each district allocated. Information is to be obtained from SPO/DPO office. (Information is to be given for district wise)	North & Middle Andaman district- 166 Nicobars district-50
	District : (Write district name and also provide number of elementary schools in each district)	North & Middle Andaman district- 166 Nicobars district-50
10.	Number of elementary schools (primary and upper primary) covered/ monitored (Information is to be given district wise)	North & Middle Andaman district & Nicobars district-40
	District : (Write district name and also provide number of elementary schools monitored in each district)	North & Middle Andaman district & Nicobars district-40
11.	Number of elementary schools visited by Nodal Officer of the Monitoring Institute	North & Middle Andaman district- 15
	District : (Write district name and no. of schools visited by the Nodal Officer)	Nicobars district-12
12.	Whether the MI has sent their report to the SPO at the draft level : YES / NO (Ref: TOR 2013-15 point 5(i) under Reports)	Yes
13.	After submission of the draft report to the SPO office whether the MI has received any comments from the SPO office : YES / NO (Ref: TOR 2013-15 point 5(ii) under Reports)	Draft report submitted
14.	Before sending the reports to the GOI whether the MI has shared the report with SPO: YES / NO (Ref: TOR 2013-15 point 5(iii & iv) under Reports)	Yes
15.	Items to be attached with the report	
	a) List of Schools with DISE code visited by MI and list of schools visited by the Nodal Officer.- Annexure	Yes



Executive Summary

The Monitoring of Mid-Day Meal scheme was carried out by National Institute of Rural Development & Panchayati Raj (Ministry of Rural Development, Government of India) Hyderabad in North & Middle Andaman and Nicobars Districts of Andaman and Nicobar Islands (UT). The team monitored 40 schools in each district and all these schools are supplying Mid-Day-Meals through school based kitchen to the students. In Nicobar District also the schools are providing the Mid-Day-Meals through school based kitchen to all the children.

Fig.1: Sample Distribution of Schools in North & Middle Andaman District

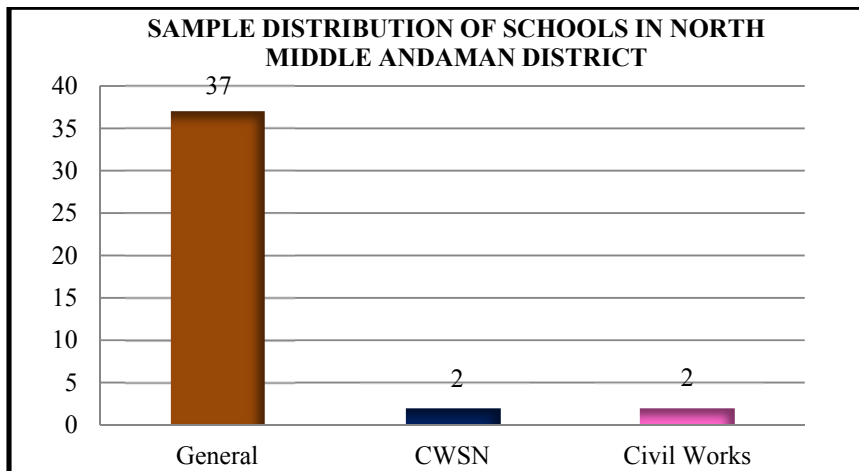
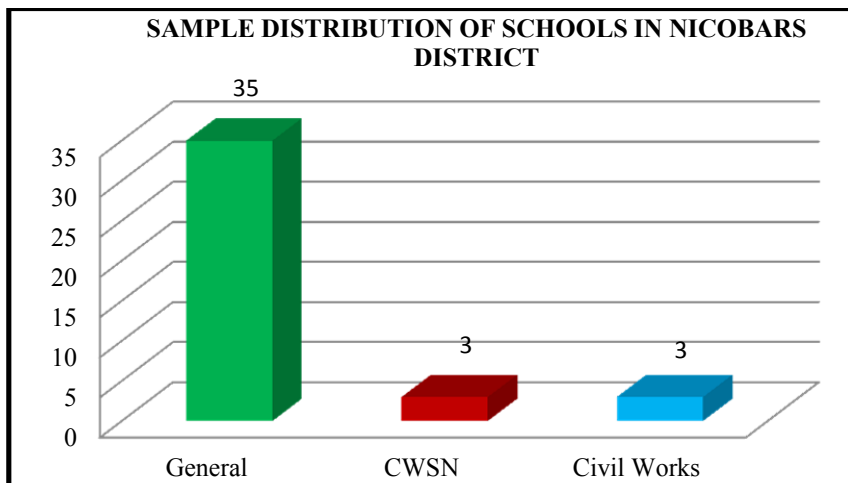


Fig.2: Sample Distribution of Schools in Nicobars District



Regularity in Serving Meal

North & Middle Andaman District:

In North & Middle Andaman district the Monitoring Institute has observed that in majority of the sample schools well cooked hygienic hot meal is served on daily basis through well as independent kitchens located near to the schools in Nicobar District the schools are providing hot cooked meal through school based kitchen.

Nicobars District:

It is observed that in 13 (92.85%) Primary schools and 25 (92.0%) Upper Primary Schools the hot cooked food is being supplied on regular basis and there is no interruption in serving MDM in these sample schools.

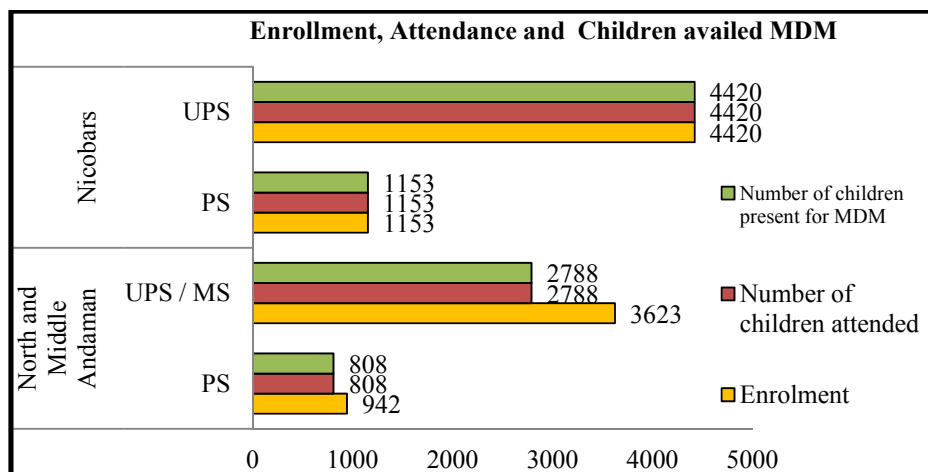
Trends

North & Middle Andaman District and Nicobars District:

The Monitoring Institute has observed that North & Middle Andaman district, total enrollment in all the sample schools is 7220, out of this 6325 (87.6%) are attending the schools and 5878 (81%) students have availed MDM on the day of MI visit.

In Nicobars District out of 942 enrolled children 808 children are availing Mid-Day-Meal in Primary Schools. In case of Upper Primary Schools out of 3623 enrolled children 2788 are availing the Mid-Day-Meal.

Fig.3: Enrollment, Attendance and Children's Availment of MDM



Regularity in Delivering Food grains to School Level

In majority of sample schools of both the districts i.e. North & Middle Andaman and Nicobars the food grains are delivered regularly. The cooking agencies are lifting the food grains from the fair price shop dealers. Buffer stock is maintained in almost all the sample schools of the districts. But the storage of buffer stock is not in hygienic condition.

Regularity in Delivering Cooking Cost to School

The MI has noticed that in majority of the school based kitchens of North & Middle Andaman and Nicobars the cooking agencies reported that the food grains are supplied in time whereas the payment of cooking cost to the agencies is delayed for about 2-3 months.

Social Equity

In all the sample schools of North & Middle Andamans district and Nicobars district it is noticed that there is no caste, gender and community discrimination in cooking or serving or in seating arrangements made in Mid- Day-Meal for students.

Variety of Menu

In majority of the Primary Schools and Middle Schools visited by MI team in North & Middle Andamans district and Nicobars district, it is observed that variety of the food is being served. The daily menu includes rice and dal in all the schools. Whereas vegetables are being served along with papad to the children during the vegetable seasons and eggs are given twice a week depending on the availability.

Display of Menu board

In all the sample schools of North & Middle Andamans district and Nicobars district it is noticed that the majority of the schools have menu chart in head master's room as well as on the notice board.

Quality and Quantity of meal

In almost all the sample schools the children are feeling satisfied with the quality and quantity of the MDM served in the schools.

Supply of micro nutrients

In majority of the sample schools of North & Middle Andamans district and Nicobars district, it is observed that the supplementary nutrients like folic acid and Vit A are supplied with convergence of health department. Students' health cards were not maintained in any of the sample schools visited by the MI.

Status of Cooks

In majority of the sample schools of North & Middle Andamans district and Nicobars district visited by MI it is noticed that majority of the cook-cum-helpers are appointed by the cooking agencies are as per the strength of the children.

Payment of remuneration to cook-cum-helpers

The Monitoring Institute has observed the delay in payment of remuneration to cook-cum-helpers under MDM in the entire sample schools of North & Middle Andamans district and Nicobars district. It is reported by the cooking agencies that the payment has been delayed by 3-6 months in almost all the sample schools.

Social composition of cooks

In majority of the sample schools of North & Middle Andamans district and Nicobars district the cook-cum-helpers for cooking the Mid-Day-Meal are provided by Self Help Groups. The Social composition of the Cooks indicates that majority are from the OBC community and few are from other castes.

Infrastructure

The Monitoring Institute has observed that in majority of the schools of North & Middle Andamans district and Nicobars district the cooking agencies are having pucca kitchen sheds and few schools are having temporary kitchen sheds for cooking the MDM.

Storage of Food grains

The Monitoring Institute has noticed that in all the sample schools in the districts visited by MI, the storage of food grains is done in temporary kitchen sheds and classrooms. Further the Monitoring Institute has observed that the storage of food grains in most of the schools is not done properly.

Potable water available for cooking purpose

The Monitoring Team has observed that the majority of the sample schools kitchen sheds are having water facility for cooking the Mid-Day-Meal and also for drinking purpose of the children. It is observed that out of 40 sample schools, 32 schools have the water facilities from tap connection followed by 8 schools having the facility of water filters for drinking purpose.

Kitchen Utensils

The Monitoring Institute has observed that in majority of the sample schools of North & Middle Andamans and Nicobars district, all schools have adequate utensils for cooking MDM. Self Help Group women (cooking agencies) are arranging these utensils themselves by investing the money.

Fuel

The Monitoring Institute has noticed that in majority of the kitchens the LPG is used as fuel whereas in few schools the firewood is used as a fuel.

Safety and Hygiene

The Monitoring Institute has noticed that in majority of the sample schools of North & Middle Andamans district and Nicobars district the cooking agencies have taken up safety measures for cooking of MDM. Further it is also observed that the cooking agencies are wearing head gears, hand gloves, aprons while cooking and serving.

Community Participation

The monitoring team observed the participation of parents and SMC members in distribution of MDM in the sample schools.

The Monitoring Institute has observed that in majority of the sample schools in North & Middle Andamans district, SMC members and mother's committee members are visiting the schools frequently for participation in school activities.

Further it is also observed that the quantity of ingredients used for cooking of MDM varies from school to school. However the quantity supplied by the cooking agencies in kitchens is within the norms.

Inspection and Supervision

The Monitoring Institute has observed that the block and district authorities are occasionally visiting the schools to inspect and supervise the Mid-Day-Meal along with employees of cluster kitchens accompanying the MDM and monitoring the distribution at the school point.

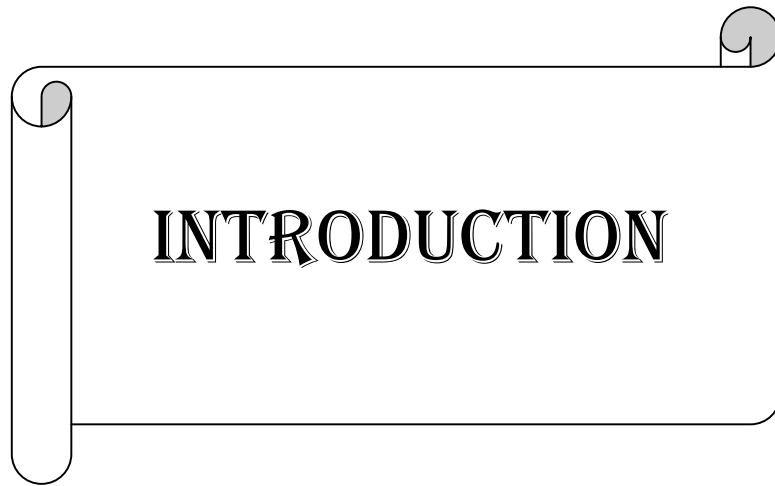
Impact

In majority of the sample schools visited by MI in North & Middle Andamans district it is observed that the Mid-Day-Meal is helping the poorest of the poor children of the schools to overcome the classroom hunger.

The Mid-Day-Meal in the school is encouraging the children to continuously attend the school. As far as nutritional support is concerned Mid-Day-Meal cannot be the main source for children's health.

Recommendations for improvement of the implementation of MDM:

1. For effective implementation of MDM a lot of advocacy is to be carried out with IEC material.
2. Menu boards should be displayed along with the entitlements of MDM in noticeable places of the schools.
3. The school based kitchens are to be monitored regularly by the concerned schools as well as the Educational Officers for maintaining the quality supply of MDM.
4. Awareness generation programmes for teachers, community members and cooking agencies are to be organized for effective implementation.
5. Kitchen sheds should be constructed as per the strength of the students and norms of MDM immediately in all the schools. Wherever the kitchen shed is available the cluster kitchens should be discouraged.
6. The UT administration should take immediate steps for reducing the delay of payment of remuneration to cook-cum-helpers as well as the cooking cost to the cooking agencies.
7. The infrastructure facilities like kitchen shed and utensils should be provided by the UT from MDM funds since the cooking agencies are unable to meet the cost of the kitchen shed and utensils.
8. The UT administration should arrange the transportation charges or the transportation facility for lifting the monthly quota of raw rice from the Civil Supplies Go down to the cooking agencies.
9. The UT administration should allow the cooking agencies i.e., Self Help Group women to meet the expenditure of vegetables, pulses, oil and fire wood only from the conversion cost.
10. The UT administration is inviting the sealed tenders from the registered groups or firms for supplying the cooked Mid-Day-Meal but in practice majority of the Self Help Group women are only applying for the tenders. As a result the Self Help Groups are attracting payment of income tax for the claims. Therefore the MI recommends that instead of inviting tenders from the SHGs the cost quotations at the local level may be invited from SHGs / cooking agencies for healthy competition as well as reducing the burden of income tax.
11. The Self-Help Groups involved in cooking and supply of Mid-Day-Meals are given exemption from payment of income tax for the MDM transaction.
12. In urban areas it is noticed that most of the children are not availing the Mid-Day-Meal because of stigma attached to health consciousness. This has to be restricted by organizing more demonstrations with regard to quality and hygiene of the Mid-Day-Meal.



1. Introduction

1.1 Introduction

The Mid-Day-Meal scheme is the world's largest school feeding programme reaching out to about **12 crore children** in over 12.65 lakh schools/EGS centers across the country. With a view to enhance enrolment, retention and attendance and simultaneously improving nutritional levels among children, the National Programme of Nutritional Support to Primary Education (**NP-NSPE**) was launched as a Centrally Sponsored Scheme on **15th August 1995**, initially in 2408 blocks in the country. By the year 1997-98 the NP-NSPE was introduced in all blocks of the country. It was further extended in 2002 to cover not only children in classes I-V of Government, Government aided and local body schools, but also children studying in EGS and AIE centers. Central Assistance under the scheme consisted of free supply of food grains @ 100 grams per child per school per day, and subsidy for transportation of food grains up to a maximum of Rs 50 per quintal. During 2004 the scheme was revised to provide cooked Mid-Day-Meal with 300 calories and 8-12 grams of protein to all children studying in classes 1-V in Government and aided schools and EGS/AIE centers.

From 2008-09 i.e., **1st April, 2008**, the programme has been covering all children studying in Government, Local Body and Government-aided Primary and Upper Primary Schools and the EGS/AIE centers including Madarsa and Maqtabas supported under SSA of all areas across the country. The calorific value of a Mid-Day-Meal at Upper Primary Stage has been fixed at a minimum of 700 calories and 20 grams of protein by providing 150 grams of food grains (rice/wheat) per child/school day.

During the year 2009 the following changes has been made to improve the implementation of the scheme:-

- a) Food norms have been revised to ensure balanced and nutritious diet to children of Upper Primary group by increasing the quantity of pulses from 25 to 30 grams, vegetables from 65 to 75 grams and by decreasing the quantity of oil and fat from 10 grams to 7.5 grams. b) Cooking cost (excluding the labour and administrative charges) has been revised from Rs.1.68 to Rs. 2.50 for primary and from Rs. 2.20 to Rs. 3.75 for Upper Primary children from 1.12.2009 to facilitate the serving of meal to eligible children as per the prescribed quantity and quality .The revised cooking cost per child per school day w.e.f 1.07.2013 for Primary is Rs. 3.34 per child per day and Rs.5.00 for Upper Primary children.
- (b) Engagement of cook-cum-helpers

The honorarium for cooks and helpers was being paid from the labour and other administrative charges @ Rs.0.40 per child per day provided under the cooking cost. In many cases the honorarium was so little that it became very difficult to engage manpower for cooking the meal. A separate component for Payment of honorarium @ Rs.1000 per month per cook-cum-helper was introduced from 1.12.2009. Honorarium at the above prescribed rate is being paid to cook-cum-helper. Following norms for engagement of cook-cum-helper have been made:

- (i) One cook-cum-helper for schools up to 25 students.
- (ii) Two cooks-cum-helpers for schools with 26 to 100 students.
- (iii) One additional cook-cum-helper for every addition of up to 100 students.

The expenditure towards honorarium of cook-cum-helper is shared between the center and the NER states on 90:10 basis and with other states/UT's on 75:25 basis.

1.2 Management, Monitoring and Evaluation (MME)

Provide assistance to States/UTs for Management, Monitoring & Evaluation (MME) at the rate of 1.8% of total assistance on (a) free food grains, (b) transport cost (c) cooking cost and (d) Honorarium to cook-cum-helpers. Another 0.2% of the above amount will be utilized at the Central Government level for management, monitoring and evaluation. The detailed guidelines are issued by the Ministry vide letter No. F.1-15/2009-Desk (MDM) dated 21st June, 2010.

(a) Provision of Mid-Day-Meal during summer vacation in drought affected areas.

(b) Provision of essential infrastructures:

I) Kitchen-cum-stores:

The cost of construction of Kitchen-cum-store is determined on the basis of State Schedule of Rates and the plinth area norm lay down by the Department of School Education and Literacy, Ministry of Human Resource Development, Government of India depending on the number of children studying in schools. However, in case of unconventional item, which is not part of Schedule of Rates, the rates are to be approved by the State level Steering-cum-Monitoring Committee for MDM Scheme with the condition that such estimates should not exceed the cost of the similar design made through conventional item available in the Schedule of Rates. The cost of construction of Kitchen-cum-store is shared between the Centre and the NER States on 90:10 and with other States/UTs on 75:25 bases. The norm for construction of kitchen-cum-store is given below: - 20 sq. mts. plinth area for construction of Kitchen-cum-store in schools has up to 100 children. For every additional up to 100 children additional 4 sq.mt. Plinth area will be added. Slab of 100 children may be modified by the States/UTs depending upon local conditions. For example, the hilly areas, where the number of children in schools is less, may have larger slabs. In one State/UT, there can be more than one slab. However, the modified prescription of plinth area will have to conform to the above ceiling.

II) Kitchen Devices:

Government of India through this scheme provides assistance in a phased manner for provision and replacement of kitchen devices at an average cost of Rs. 5,000 per school. States/UT Administration will have the flexibility to incur expenditure on the items listed below on the basis of the actual requirements of the school (provided that the overall average for the State/UT Administration remains Rs.5000 per school): a. Cooking devices (Stove, Chula, etc) b. Containers for storage of food grains and other ingredients c. Utensils for cooking and serving.

1.3 Objectives of Monitoring by the Independent Research Institution:

Sarva Shiksha Abhiyan (SSA) & Mid-Day-Meal Scheme are the initiatives of the Government of India to achieve the goal of Universalization of Elementary Education. For successful implementation of the Programme, an effective monitoring system is essential. Monitoring is very important for any programme and it is required on continuous basis. The Ministry felt that it would be more fruitful to involve professional institutions in this task. Accordingly, the Department of School Education & Literacy, during the year 2003-2004, had identified key monitoring institutions to monitor the implementation of the programme in the States/ UTs.

After enactment of RTE Act, 2009 the education scenario has changed and in order to undertake the field monitoring more intensively and rigorously, the Ministry has recently revised the Terms of Reference (ToR) with consultation with MIs, in a National Review Meeting held in June, 2010 for Monitoring of SSA-RTE and MDM. The revised ToR would be for two years and is effective from October 1st, 2013.

The MI shall monitor the Schemes with the objectives of:

- (i) Assessment and analysis of the implementation of the approved interventions and processes underlying these Interventions at the habitation and school level keeping in view the overarching goals of these schemes and the provisions under RTE Act, 2009 and,
- (ii) Identification of the social, cultural, linguistic or other barriers coming in the way of successful implementation of the schematic interventions and attainment of these goals.

1.4 Methods Used

Data collection tools were developed by the Sub Group of Monitoring Institutions formulated by the Ministry of Human Resource Development, GoI. Data was then collected by the qualified monitors from Two districts. The methods used in data collection included observation, interviews, focus group discussions and meetings. The tools used included questionnaires, interview schedules, observation schedules and focus group discussion checklists.


1.5 Collection of Data

For the purpose of data collection, the study team made physical visit to all the schools for preliminary interaction with teaching staff and appraising themselves with the physical and academic conditions prevailing thereof. Since the data collection is to be covered in a span of less time and the task is of gigantic proportion, required number of research investigators were identified and trained thoroughly in terms of appropriate data collection methods. Specific care has been taken to identify the research investigators keeping in view the requirement of exposure to school education. Hence, Post Graduates having B.Ed, M.Ed, and M.Phil qualification were specifically drafted as research investigators for the purpose of the study. They were in turn given a five-day orientation on data collection, observation and capturing the information from the schools and then placed for actual data collection. The school management concerned was informed in advance to keep the records ready for secondary data collection as well. On the day of visit to the schools, the structured schedule was administered for primary data collection under the supervision of research team.

1.6 Monitored Schools

The schools that were monitored during Second Half yearly period i.e., 1st October, 2014 to 31st March, 2015, by the monitoring institute i.e., National Institute of Rural Development & Panchayati Raj, Rajendranagar, Hyderabad in Two districts of North & Middle Andamans and Nicobar districts of Andaman and Nicobar Islands.

In each district as per the ToR the Monitoring Institute is supposed to monitor the 40 schools with due representation to certain interventions as well as Urban and Rural areas. Before starting the monitoring activity the State Project Office has been informed about the monitoring districts and requested the Director of Education for Mid-Day-Meal scheme to instruct the concerned District Educational Officers about the activity of monitoring. The schools in each district are identified in consultation with the District Project Officers/ District Educational Officers of the concerned district and at the time of monitoring the District project officers, DEO's and their representatives also accompanied along with the monitoring teams of the Monitoring Institute. The selected schools in each district represents 40 out of this 8 schools are from the Urban area, 3 schools from Civil Works, 3 schools with CWSN children and the remaining schools are from rural where ever the establishments are available. Out of the 40 schools the schools which are implementing mid-day-meal scheme are covered for monitoring of MDM. The details of monitoring of schools are provided in Annexure.



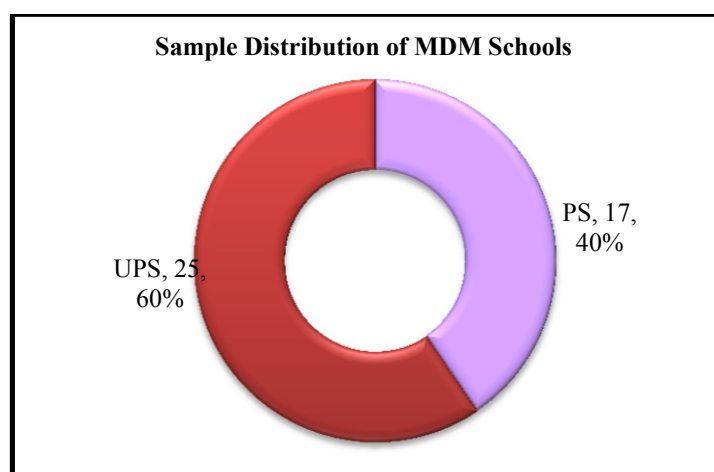
2. District Level Half Yearly Monitoring Report

District: North and Middle Andaman

1. REGULARITY IN SERVING MEAL:

Whether the school is serving hot cooked meal daily? If there was interruption, what was the extent and reasons for the same?

Fig.2(a): Sample Distribution of MDM Schools



Category		Area		Total	
		Rural	Urban		
PS	Details of Serving of Hot cooked meal daily in sample schools	Yes	14 93.3%	2 100.0%	16 94.1%
		No	1 6.7%	0 .0%	1 5.9%
	Total	15 100.0%	2 100.0%	17 100.0%	
UPS / MS	Details of Serving of Hot cooked meal daily in sample schools	Yes	24 100.0%	1 100.0%	25 100.0%
		Total	24 100.0%	1 100.0%	25 100.0%

The Monitoring Team from National Institute of Rural Development and Panchayati Raj visited 17 (40.0%) Primary Schools and 25 (60.0%) Upper Primary Schools in North & Middle Andaman. It was noticed by the Monitoring Team that 16 (94.1%) Primary Schools and 25 (100.0%) Upper Primary Schools were serving hot cooked meal in the schools on a regular basis.



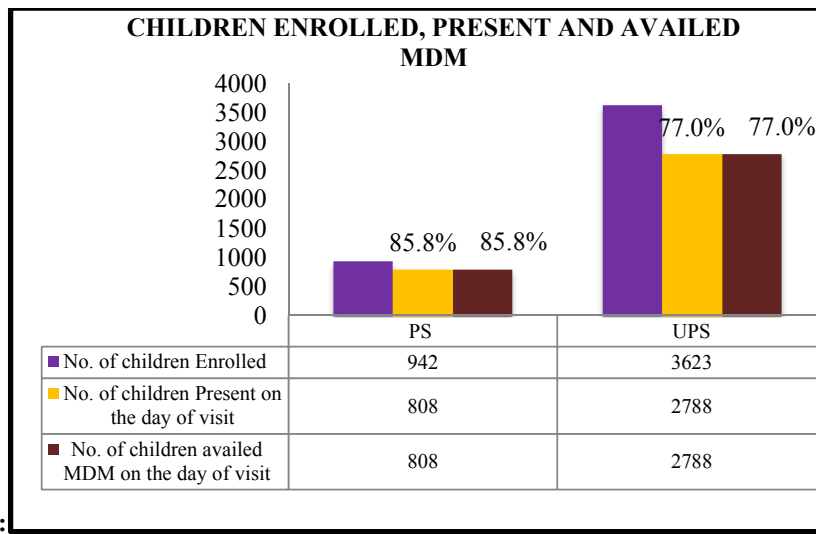
Cooking of MDM in sample school

2. TRENDS:

Extent of variation (As per school records vis-à-vis Actual on the day of visit)

Table 2.2: Number of children attended				
Location	Category	Enrolment	Number of children attended	Number of children present for MDM
Rural	PS	746	656 (87.9%)	656 (87.9%)
	UPS / MS	3541	2711 (76.6%)	2711 (76.6%)
	Total	4287	3367 (78.5%)	3367 (78.5%)
Urban	PS	196	152 (77.6%)	152 (77.6%)
	UPS / MS	82	77 (93.9%)	77 (93.9%)
	Total	278	229 (82.4%)	229 (82.4%)
Total	PS	942	808 (85.8%)	808 (85.8%)
	UPS / MS	3623	2788 (77.0%)	2788 (77.0%)
	Total	4565	3596 (78.8%)	3596 (78.8%)

Fig. 2(b): Children Enrolled, Present and Aailed MDM



It was observed by the Monitoring Team that out of the total enrollment of 4565 students, 942 students were enrolled in Primary Schools and 3623 were enrolled in Upper Primary Schools. On the day of MI visit, 808 (85.8%) students were present in Primary Schools of which 2788 (77.0%) students were present in Upper Primary Schools. This was the same number of students present for MDM also at the sample Primary & Upper Schools.



Serving of MDM in sample schools

3. REGULARITY IN DELIVERING FOOD GRAINS TO SCHOOL LEVEL:

- (i) Is school receiving food grain regularly? If there is delay in delivering food grains, what is the extent of delay and reasons for the same?
- (ii) Is buffer stock of one-month's requirement is maintained?
- (iii) Is the food grains delivered at the school?

Table 2.3: Buffer stock of food grains for one month is available at the school					
Category			Area		Total
			Rural	Urban	
PS	Whether buffer stock of food grains for one month is available at the school?	Yes	11 73.3%	1 50.0%	12 70.6%
		No	4 26.7%	1 50.0%	5 29.4%
	Total		15 100.0%	2 100.0%	17 100.0%
UPS / MS	Whether buffer stock of food grains for one month is available at the school?	Yes	19 79.2%	1 100.0%	20 80.0%
		No	5 20.8%	0 .0%	5 20.0%
	Total		24 100.0%	1 100.0%	25 100.0%

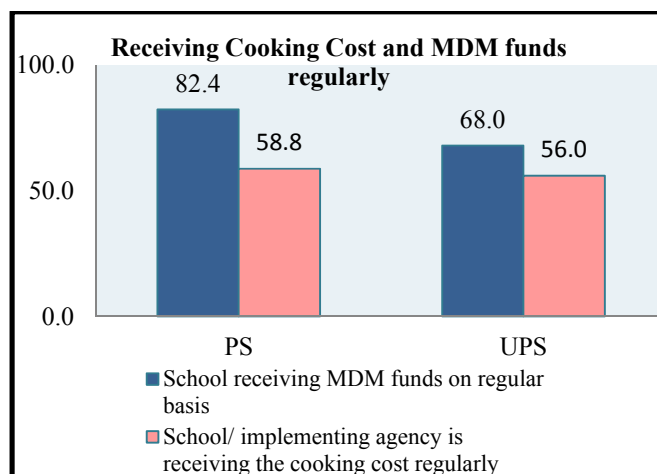
Among the sample schools visited by the Monitoring Institute it is noticed that the majority of the schools (cluster kitchens) are receiving the food grains from the dealers but as per the Mid-Day-Meal guidelines the dealers is to deliver the food grains at the school point. The cooking agencies are procuring the food grains from the dealers by bearing the transport expenditure. Majority of the cooking agencies in the sample schools reported that bearing the transport expenditure is very difficult.

Coming to the buffer stock of one month's requirement it is observed by the MI that in 30 schools, stock of food grains for one month is available. In some kitchen sheds of sample schools it is noticed that the buffer stock is not stored properly.

4. REGULARITY IN DELIVERING COOKING COST TO SCHOOL:

- (i) Is school receiving cooking cost in advance regularly? If there is delay in delivering cooking cost what is the extent of delay and reasons for it?**
- (ii) In case of delay, how schools manage to ensure that there is no disruption in the feeding programme?**
- (iii) Is cooking cost paid by Cash or through banking channel?**

Fig. 2(c): Receiving Cooking Cost and MDM funds regularly



5. SOCIAL EQUITY:

Did you observe any gender or caste or community discrimination in cooking or serving or seating arrangements?

The Monitoring Institute has not observed any discrimination in cooking or serving of Mid-Day-Meals in the sample districts of North & Middle Andaman.

6. VARIETY OF MENU:

Has the school displayed its weekly menu, and is it able to adhere to the menu displayed?

Category			Area		Total
			Rural	Urban	
PS	Display of menu and practice in schools	Yes	13 86.7%	2 100.0%	15 88.2%
		No	2 13.3%	0 .0%	2 11.8%
	Total	15 100.0%	2 100.0%	17 100.0%	
UPS / MS	Display of menu and practice in schools	Yes	21 87.5%	1 100.0%	22 88.0%
		No	3 12.5%	0 .0%	3 12.0%
	Total	24 100.0%	1 100.0%	25 100.0%	

It was observed by the Monitoring Team that in 15 (88.2%) Primary Schools and 22 (88.0%) Upper Primary Schools menu was being displayed in schools. Whereas in 2 sample Primary Schools and 3 Middle Schools the menu was not displayed.

7. (i) is there variety in the food served or is the same food served daily? Does the daily menu include rice / wheat preparation, dal and vegetables?

(ii) Does the daily menu include rice / wheat preparation, dal and vegetables?

The Monitoring Institute observed that in the sample schools the variety of food is served on daily basis which includes dal, vegetables etc.

8. QUALITY & QUANTITY OF MEAL:

Feedback from children on

- a) Quality of meal:
- b) Quantity of meal:
- c) {If children were not happy Please give reasons and suggestions to improve.}

Table 2.5: Quality of meal					
Category			Area		Total
			Rural	Urban	
PS	Quality of meal	Good	10 66.7%	1 50.0%	11 64.7%
		Satisfactory	5 33.3%	1 50.0%	6 35.3%
	Total		15 100.0%	2 100.0%	17 100.0%
UPS / MS	Quality of meal	Good	19 79.2%	0 .0%	19 76.0%
		Satisfactory	5 20.8%	1 100.0%	6 24.0%
	Total		24 100.0%	1 100.0%	25 100.0%

The Quality of meal was found to be good in 11 (64.7%) Primary Schools and 19 (76.0%) Upper Primary Schools, while it was found to be satisfactory in 6 (35.3%) Primary Schools and 6 (24.0%) Upper Primary Schools.

Table 2.6: Quantity of meal					
Category			Area		Total
			Rural	Urban	
PS	Quantity of meal	Good	11 73.3%	1 50.0%	12 70.6%
		Satisfactory	4 26.7%	1 50.0%	5 29.4%
	Total		15 100.0%	2 100.0%	17 100.0%
UPS / MS	Quantity of meal	Good	17 70.8%	0 .0%	17 68.0%
		Satisfactory	7 29.2%	1 100.0%	8 32.0%
	Total		24 100.0%	1 100.0%	25 100.0%

Regarding the Quantity of meals being served, the Monitoring Team found that the Quantity was good in 12 (70.6%) Primary Schools and 17 (68.0%) Upper Primary Schools and the Quantity of meal being served was satisfactory in 5 (29.4%) Primary Schools and 8 (32.0%) Upper Primary Schools in the sample schools of North & Middle Andaman.

9. SUPPLEMENTARY:

- (i) **Whether children are given micronutrients (Iron, folic acid, vitamin – A dosage) and de-worming medicine periodically?**
- (ii) **Who administers these medicines and at what frequency?**
- (iii) **Is there school Health Card maintained for each child?**

Table 2.7: Distribution of micro nutrients like Folic Acid, Iron and Vit A in Sample schools					
Category			Area		Total
			Rural	Urban	
PS	Distribution of micro nutrients like Folic Acid, Iron and Vit A in Sample schools	Yes	15 100.0%	2 100.0%	17 100.0%
		Total	15 100.0%	2 100.0%	17 100.0%
UPS / MS	Distribution of micro nutrients like Folic Acid, Iron and Vit A in Sample schools	Yes	23 95.8%	1 100.0%	24 96.0%
		No	1 4.2%	0 .0%	1 4.0%
	Total		24	1	25

Category			Area		Total
			Rural	Urban	
PS	Distribution of micro nutrients like Folic Acid, Iron and Vit A in Sample schools	Yes	15 100.0%	2 100.0%	17 100.0%
		Total	15 100.0%	2 100.0%	17 100.0%
UPS / MS	Distribution of micro nutrients like Folic Acid, Iron and Vit A in Sample schools	Yes	23 95.8%	1 100.0%	24 96.0%
		No	1 4.2%	0 .0%	1 4.0%
	Total	24 100.0%	1 100.0%	25 100.0%	

In all the sample schools of North & Middle Andaman's, the Monitoring Team observed that in 17 (100.0%) Primary Schools and 24 (96.0%) Upper Primary Schools, distribution of micro-nutrients like Folic-Acid, Iron and Vitamin A took place regularly.

No Health Card was maintained for each child.

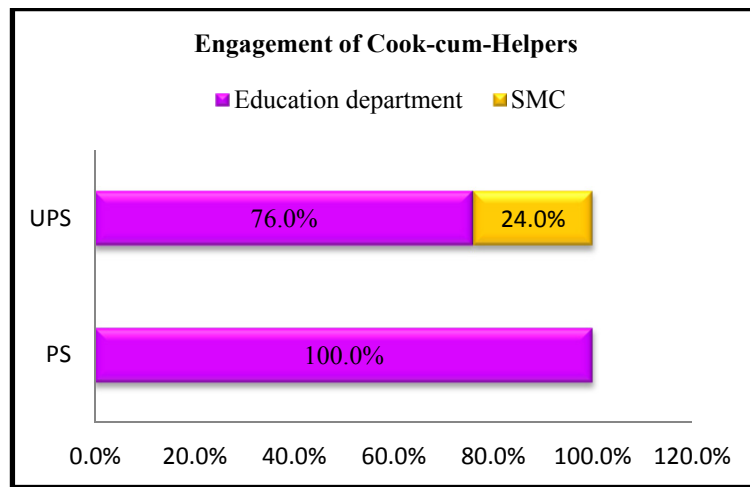
10. STATUS OF COOKS:

- (i) Who cooks and serves the meal? (Cook/helper appointed by the Department or Self Help Group, or NGO or Contractor)**
- (ii) Is the number of cooks and helpers adequate to meet the requirement of the school?**
- (iii) What is remuneration paid to cooks/helpers?**
- (iv) Are the remuneration paid to cooks/helpers regularly?**
- (v) Social Composition of cooks /helpers? (SC/ST/OBE/Minority).**

The meal cooked by the cooks and helpers belongs to the Self-Help Groups. It is observed that the number of cooks and helpers are adequate in the sample schools cluster kitchens and meet the demand in all the schools. It was also observed that in all the sample schools, the cook-cum-helpers are not receiving their remuneration on time. Regarding the payment given to cook-cum-helpers, it was found by the monitoring team that the payment of honorarium to the cooks varies from kitchen shed to kitchen shed, based on the economic position of the Self-Help Groups. In some schools the Monitoring institute observed that the payment of remuneration to cook-cum-helpers was displayed for 2 to 3 months.

The cooks mainly belonged to OBC followed by other communities like minority community.

Fig. 2(d): Engagement of Cook-cum-Helpers



Category			Area		Total
			Rural	Urban	
PS	Remuneration paid to cooks cum helpers regularly	Yes	13 86.7%	0 .0%	13 76.5%
		No	2 13.3%	2 100.0%	4 23.5%
	Total	15 100.0%	2 100.0%	17 100.0%	
UPS / MS	Remuneration paid to cooks cum helpers regularly	Yes	11 45.8%	1 100.0%	12 48.0%
		No	13 54.2%	0 .0%	13 52.0%
	Total	24 100.0%	1 100.0%	25 100.0%	

11. INFRASTRUCTURE:

- (a) Is a pucca kitchen shed-cum-store:
- (b) Constructed and in use
- (c) Constructed but not in use under
- (d) Under construction
- (e) Sanctioned, but constructed not started
- (f) Not sanctioned
- (g) Any other (specify)

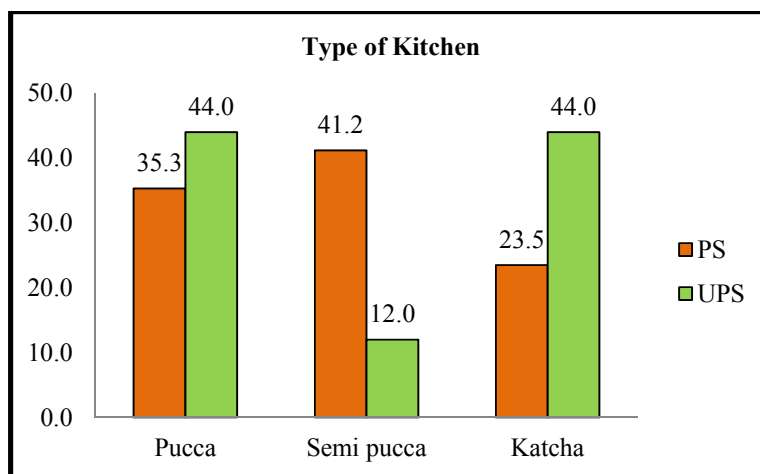


Display of Menu board

Category			Area		Total
			Rural	Urban	
PS	Type of kitchen	Pucca	5 33.3%	1 50.0%	6 35.3%
		Semi Pucca	6 40.0%	1 50.0%	7 41.2%
		Katcha	4 26.7%	0 .0%	4 23.5%
	Total	15 100.0%	2 100.0%	17 100.0%	
UPS / MS	Type of kitchen	Pucca	10 41.7%	1 100.0%	11 44.0%
		Semi Pucca	3 12.5%	0 .0%	3 12.0%
		Katcha	11 45.8%	0 .0%	11 44.0%
	Total	24 100.0%	1 100.0%	25 100.0%	

Regarding the infrastructure of kitchens sheds, the monitoring team observed that in Primary Schools, 6 (35.3%) Primary Schools had Pucca kitchens, 7 (41.2%) Primary Schools had Semi Pucca kitchen and 4 (23.5%) Primary Schools had Katcha kitchens whereas 11(44.0%) Upper Primary Schools had Pucca kitchens, 3 (12.0%) Upper Primary Schools had Semi Pucca kitchens and 11 (44.0%) Upper Primary Schools had Katcha kitchen. The figure below shows the types of kitchens observed in the sample schools of North & Middle Andaman.

Fig. 2(e): Type of Kitchen



12. In case the pucca kitchen shed is not available, where is the food being cooked and where the food grains /other ingredients are being stored?

The Monitoring Institute has observed that in 35% Primary Schools and 44% Upper Primary Schools that pucca kitchen sheds are available. In remaining schools the food is being cooked in temporary sheds and in classrooms, otherwise in open area of verandas.

13. Whether potable water is available for cooking and drinking purpose

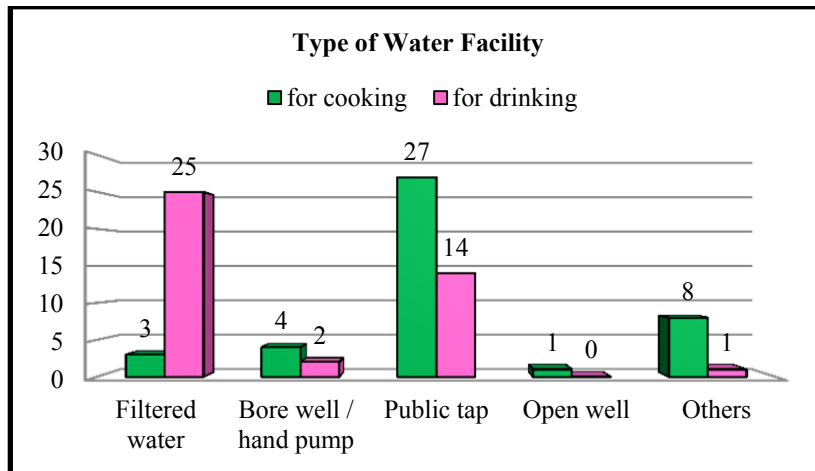
It is mandatory for all schools to have proper drinking water provision at school.

Area	Category	Filtered water	Bore well / hand pump	Public tap	Open well	Others
Rural	PS	11	-	3	-	-
	UPS / MS	14	2	8	-	1
	Total	25	2	11	-	1
Urban	PS	-	-	2	-	-
	UPS / MS	-	-	1	-	-
	Total	-	-	3	-	-
Total	PS	11	-	5	-	-
	UPS / MS	14	2	9	-	1
	Total	25	2	14	-	1

Regarding the same, the monitoring team observed that in 11 Primary Schools and 14 Upper Primary Schools, filtered water was being used, in 2 Upper Primary Schools, water from Bore well/Hand pump was being used and in 5 Primary Schools and 9 Upper Primary Schools, public tap water was being used.

The figure below shows the type of water facility available in the sample schools of North & Middle Andaman.

Fig. 2(f): Type of Water Facility



14. Whether utensils used for cooking food are adequate?

The Monitoring institute has observed that in majority of the sample schools the utensils are adequate to cook the meals. Whereas in few schools the agencies reported that the catering are not adequate.

15. What is the kind of fuel used? (Gas based/firewood etc.)

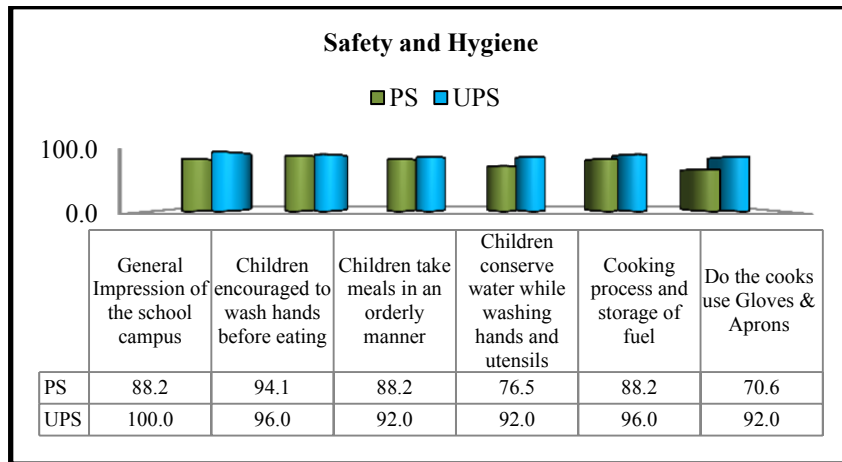
Category			Area		Total
			Rural	Urban	
PS	Type of Fuel used in the Schools for Cooking of MDM	Firewood	14	2	16
			93.3%	100.0%	94.1%
	Others	1	0	1	
		6.7%	.0%	5.9%	
Total			15	2	17
			100.0%	100.0%	100.0%
UPS / MS	Type of Fuel used in the Schools for Cooking of MDM	Firewood	24	1	25
			100.0%	100.0%	100.0%
	Total	24	1	25	
			100.0%	100.0%	100.0%

Firewood as fuel was being used in 16 (94.1%) Primary Schools and 25 (100.0%) Upper Primary Schools. Whereas in only one school the other kind of fuel was being used for cooking.

16. SAFETY & HYGIENE:

- i. **General Impression of the environment, Safety and hygiene:**
- ii. **Are children encouraged to wash hands before and after eating**
- iii. **Do the children pars take meals in an orderly manner?**
- iv. **Conservation of water?**
- v. **Is the cooking process and storage of fuel safe, not posing any fire hazard?**

Fig. 2(g): Safety and Hygiene

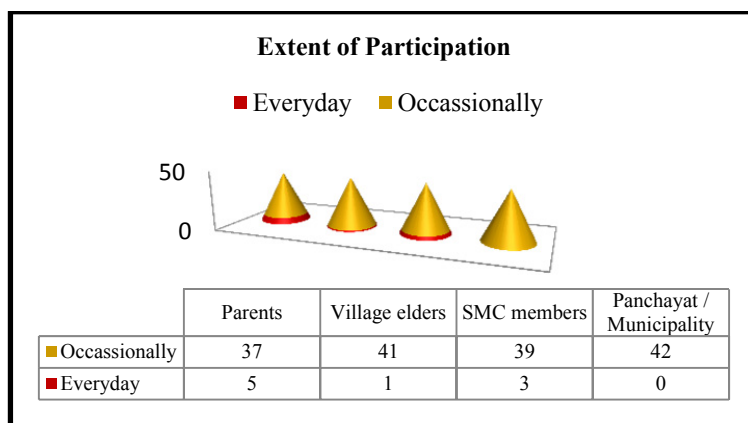


It was observed by the Monitoring Institute that 88.2% Primary Schools and 100.0% Upper Primary Schools gave a neat and clean impression of the school campus, in 94.1% Primary Schools and 96.0% Upper Primary School children were encouraged to wash hands before eating, in 88.2% Primary Schools and 92.0% Upper Primary Schools, children took meals in an orderly manner, and in 76.5% Primary Schools and 92.0% Upper Primary Schools, children conserved water while washing hands and utensils. It was observed by the team that in 88.2% Primary Schools and 96.0% Upper Primary Schools, the cooking process and storage of fuel was safe. Also, in 70.6% Primary Schools and 92.0% Upper Primary Schools, the cooks used gloves and aprons.

17. COMMUNITY PARTICIPATION:

Extent of participation by Parents/SMCs/Panchayati/Urban bodies in daily supervision, monitoring, participation

Fig. 2(h): Extent of Participation

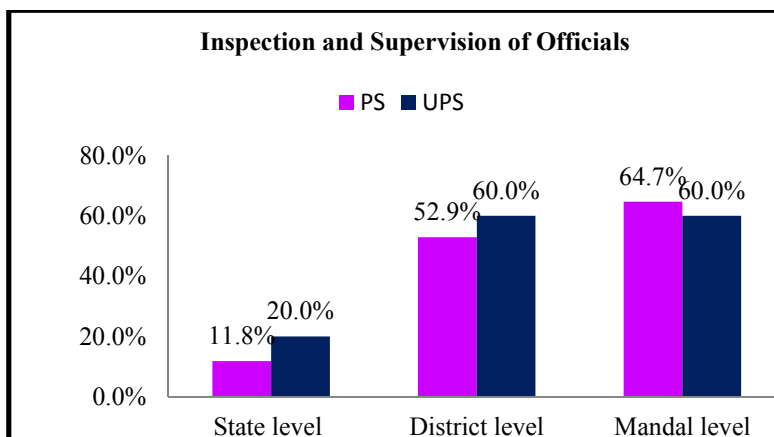


Regarding the community participation in sample schools the monitoring team has observed that in 37 schools parents occasionally turn up while in 5 schools, they come every day, village elders come to 41 schools occasionally and to one school every day, SMC members come to 39 schools occasionally and to 3 schools every day and Panchayat/Municipality members come to 42 schools occasionally.

18. INSPECTION & SUPERVISION

Has the mid- day meal programme been inspected by any state/district/block level officers/officials

Figure 2(i): Inspection and Supervision of Officials



It was observed by the MI team that in 11.8% Primary Schools and 20.0% Upper Primary Schools, state level officials were inspecting and supervising schools, in 52.9% Primary Schools and 60.0% Upper Primary Schools, district level officials were inspecting and monitoring schools and in 64.7% Primary Schools and 60.0% Upper Primary Schools, block level officials were inspecting and monitoring schools.

19. IMPACT

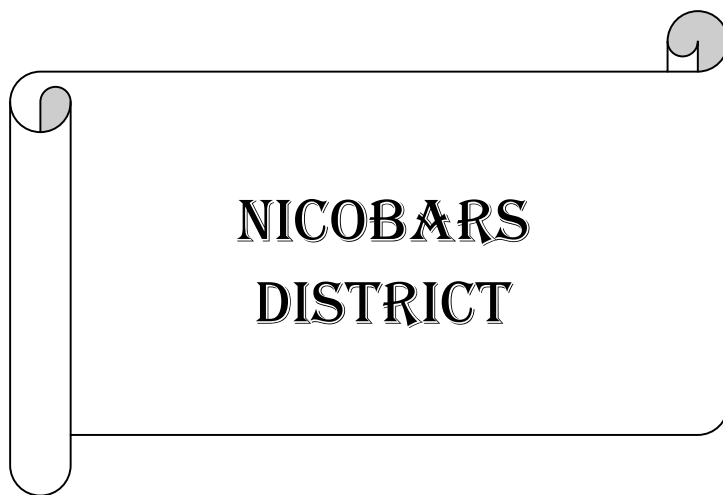
Has the mid-day meal improved the enrollment, attendance of children in school, general wellbeing (nutritional status) of children? Are there any other incidental benefits due to serving cooked meal in schools?

Category			Area		Total
			Rural	Urban	
PS	MDM improved enrollment and attendance of children	Yes	13	2	15
			86.7%	100.0%	88.2%
	No	2	0	2	
		13.3%	.0%	11.8%	
Total		15	2	17	
		100.0%	100.0%	100.0%	
UPS / MS	MDM improved enrollment and attendance of children	Yes	18	1	19
			75.0%	100.0%	76.0%
	No	6	0	6	
		25.0%	.0%	24.0%	
Total		24	1	25	
		100.0%	100.0%	100.0%	

The scheme of Mid-Day-Meal has been quite successful in all the districts of the country. In the sample schools of North & Middle Andaman, the MI team has observed that MDM has improved enrollment and attendance in 15 (88.2%) Primary Schools and 19 (76.0%) Upper Primary Schools.

Category			Area		Total
			Rural	Urban	
PS	MDM helped in improving the general health of children	Yes	15 100.0%	2 100.0%	17 100.0%
	Total		15 100.0%	2 100.0%	17 100.0%
UPS / MS	MDM helped in improving the general health of children	Yes	23 95.8%	1 100.0%	24 96.0%
		No	1 4.2%	0 .0%	1 4.0%
	Total		24 100.0%	1 100.0%	25 100.0%

It was noticed by the MI team that in 17 (100.0%) Primary Schools and 24 (96.0%) Upper Primary schools, Mid-Day-Meal had helped in improving the general health of children.



3. District Level Half Yearly Monitoring Report

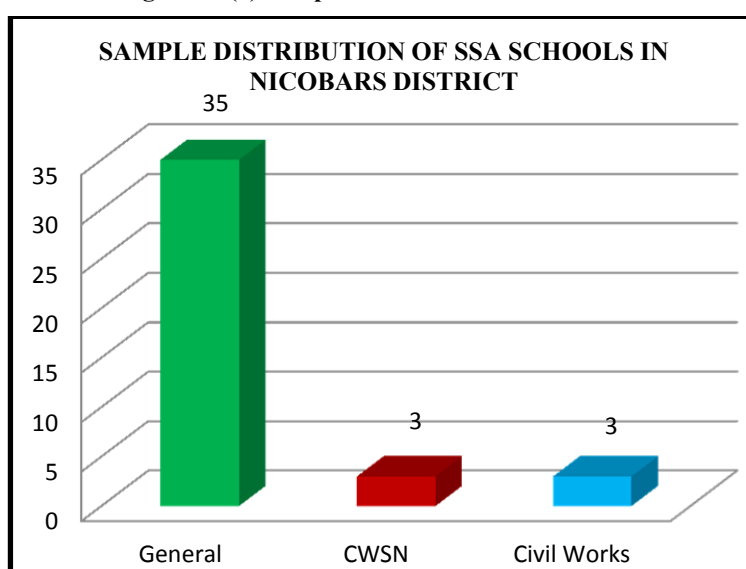
District: Nicobars

1. REGULARITY IN SERVING MEAL:

Whether the school is serving hot cooked meal daily? If there was interruption, what was the extent and reasons for the same?

The Monitoring Institute, National Institute of Rural Development and Panchayati Raj- Hyderabad has monitored Mid-Day-Meal scheme in 41 sample schools of Nicobar Island (UT). The sample schools are 14 Primary Schools and 27 Upper Primary Schools.

Fig. No: 3(a) Sample Distribution of the Schools



Regularity in serving hot cooked meal		Category	Total
Type of School		Rural- Tribal	
Primary	Yes	13	13
		92.85%	92.85%
	No	1	1
		8.0%	8.0%
Total		14	14
		100.0%	100.0%
Upper Primary	Yes	25	25
		92.0%	92.0%
	No	2	2
		8.0%	8.0%
Total		27	27
		100.0%	100.0%

It is observed that in 13(92.85%) Primary schools and 25(92.0%) Upper Primary Schools the hot cooked food is being supplied on regular basis and there is no interruption in serving MDM in these sample schools.



Serving of MDM in sample school of Nicobars District

2. TRENDS:

Extent of variation (As per school records vis-à-vis Actual on the day of visit)

Table 3.2: Number of children enrolled, attended and availed				
Location	Category	Number of children enrolled	Number of children availing MDM	Number of children present on day of visit for MDM
Rural	PS	1153	1153	1153
	UPS	4420	4420	4420
	Total	5573	5573	5573
Total	PS	1153	1153	1153
	UPS	4420	4420	4420
	Total	5573	5573	5573

It is observed by the Monitoring Institute that the total number of children enrolled one 5573 in Nicobars (UT) out of which all 5573 children are present on the day of MI visit. The Monitoring Institute has also noticed that all 5573 children are availing the MDM at schools. This is because of the final examinations being held and end of the academic session.

3. REGULARITY IN DELIVERING FOOD GRAINS TO SCHOOL LEVEL:

- (i) **Is school receiving food grain regularly? If there is delay in delivering food grains, what is the extent of delay and reasons for the same?**
- (ii) **Is buffer stock of one-month's requirement is maintained?**
- (iii) **Is the food grains delivered at the school**

Table 3.3: Food grains are delivered in school in time by the lifting agency			
Category	Response	Location	Total
		Rural-Tribal	
PS	Yes	13	13
		93%	93%
	No	1	1
		8%	8%
	Total	14	14
100.0%		100.0%	
UPS	Yes	25	25
		92%	92%
	No	2	2
		8%	8%
	Total	27	27
100.0%		100.0%	

The Monitoring Institute has observed that in sample schools visited the majority of the schools are receiving the food grains from the dealers but as per the MDM of Guidelines the dealers are delivering the food grains at the school point. In 13(93%) Primary Schools the agency is delivering food grains in time. In 1(8%) Primary Schools the agency is not delivering food grains on time. Whereas in 25(92%) Upper Primary Schools the agency is delivering in time at school point. In 2(8%) Upper Primary Schools it is being not delivered. In majority of cooking agencies in the sample schools reported that bearing the transportation expenditure is becoming very difficult. The buffer stock (of food grains) one month requirement is available in most of the sample schools.

4. REGULARITY IN DELIVERING COOKING COST TO SCHOOL:

- (i) Is school receiving cooking cost in advance regularly? If there is delay in delivering cooking cost what is the extent of delay and reasons for it?**
- (ii) In case of delay, how schools manage to ensure that there is no disruption in the feeding programme?**
- (iii) Is cooking cost paid by Cash or through banking channel?**

Table 3.4: School/ implementing agency receiving cooking cost in advance regularly			
Category	Yes/No	Location	Total
		Rural-Tribal	
PS	Yes	12	12
		85.7%	85.7%
	No	2	2
		14.28%	14.28%
	Total	14	14
100.0%		100.0%	
UPS	Yes	22	22
		81.48%	81.48%
	No	5	5
		18.51%	18.51%
	Total	27	27
100.0%		100.0%	

The Monitoring Institute has observed that in 12(85.7%) Primary Schools receiving the cooking cost on time. Whereas in 2(14.28%) Primary Schools cooking cost is not being received on time. In 22(81.48%) Upper Primary schools the cooking cost is being received on time in 5 (18.5%) Upper Primary Schools the cooking cost is not being received on time. In majority of the sample schools the cooking agencies reported that the government is charging 2% tax claim of cooking cost.

Table 3.5: Mode of payment of cooking cost			
Category	Yes/No	Location	Total
		Rural	
PS	Cash	1	1
		7.14%	7.14%
	Cheque	2	2
		14.28%	14.28%
	E-Transfer	11	11
		78.57%	78.57%
Total	14	14	
	100.0%	100.0%	
UPS	Cash	0	0
		.0%	.0%
	Cheque	11	11
		40.74%	40.74%
	E-Transfer	16	16
		59.25%	59.25%
Total	27	27	
	100.0%	100.0%	

The Monitoring Institute has observed that in 1(7.14%) Primary Schools the mode of payment of cooking cost is paid by cash, In 2 (14.28%) Primary schools the amount is paid by cheque and in 11(78.57%) Primary Schools the payment is done by E-Transfer. The mode of payment is made by cheque in 11(40.74%) Upper Primary Schools and in 16 (59.25%) Upper Primary Schools it is paid by E-Transfer.

5. SOCIAL EQUITY:

Did you observe any gender or caste or community discrimination in cooking or serving or seating arrangements?

The Monitoring Institute has not observed any discrimination in cooking or serving of Mid-Day-Meals in the sample districts of Nicobar Islands.

6. VARIETY OF MENU:

Has the school displayed its weekly menu, and is it able to adhere to the menu displayed?

Table 3.6: Display of Menu Boards				
Display of menu boards		Location		Total
		Rural-Tribal		
PS	Yes	10	10	
		71%	71%	
	No	4	4	
		29%	29%	
Total	14	14		
	100.0%	100.0%		
UPS	Yes	20	20	
		74%	74%	
	No	7	7	
		26%	26%	
Total	27	27		
	100.0%	100.0%		

It is observed by MI that as per norms prescribed the Menu Boards are being displayed in noticeable place in the school premises in 10(71%) Primary Schools, and in 4(29%) Primary Schools it is not being displayed. Whereas in 20(74%) Upper Primary Schools the display of Menu Boards is at noticeable place in school premises. In 7(26%) Upper Primary Schools it is not being displayed. It is also observed that the schools are supplying variety of Menu in Mid-Day-Meal.

Table 3.7: Menu being followed uniformly				
Menu being followed uniformly		Location		Total
		Rural-Tribal		
PS	Yes	14	14	
		100.0%	100.0%	
	No	0	0	
		.0%	.0%	
Total	14	14		
	100.0%	100.0%		
UPS	Yes	25	25	
		92%	92%	
	No	2	2	
		8%	8%	
Total	27	27		
	100.0%	100.0%		

The Monitoring Institute has observed that in 14(100%) of Primary Schools the menu is being followed uniformly. In 25(92%) of Upper Primary Schools the menu is being followed uniformly in 2 (8%) Upper Primary schools it is noticed that menu is being deviated.

7. (i) Is there variety in the food served or is the same food served daily? Does the daily menu include rice / wheat preparation, dal and vegetables?

(ii) Does the daily menu include rice / wheat preparation, dal and vegetables?

The Monitoring Institute observed that in the sample schools the variety of food is served on daily basis which includes dal, vegetables etc.

8. QUALITY & QUANTITY OF MEAL:

Feedback from children on

(a) Quality of meal:

(b) Quantity of meal:

(c) {If children were not happy Please give reasons and suggestions to improve.}

Table 3.8: Children's reaction towards quantity of meal			
Category	Quantity	Location	Total
		Rural-Tribal	
PS	Satisfactory	3	3
		21%	21%
	Good	8	8
		57%	57%
	Very good	2	2
		8%	8%
Excellent	1	1	
	6.7%	6.7%	
Total	14	14	
	100.0%	100.0%	
UPS	Satisfactory	4	4
		14%	14%
	Good	8	8
		29%	29%
	Very good	7	7
		25%	25%
Excellent	8	8	
	29%	29%	
Total	27	27	
	100.0%	100.0%	

It is observed by the Monitoring Institute that in 3(21%) of Primary Schools the children's reaction towards the quantity of meal is satisfactory. In 8(29%) of Primary Schools the response is good. In 2(8%) of Primary Schools the response of children towards the meal is very good and 1(6.7%) of Primary Schools children's response is excellent. Regarding in 4(24%) Upper Primary Schools the children response towards the quantity of meal is satisfactory, In 8(29%) of Upper Primary Schools the children response is good. Whereas in 7(25%) of Upper Primary Schools the children response is very good and in 8 (29%) of Upper Primary schools the children's response towards the quantity of the meal in this sample schools is excellent.

9. SUPPLEMENTARY:

- (i) **Whether children are given micronutrients (Iron, folic acid, vitamin – A dosage) and de-worming medicine periodically?**
- (ii) **Who administers these medicines and at what frequency?**
- (iii) **Is there school Health Card maintained for each child?**

Category	Children being given micro nutrients like Folic acid, Iron, and Vitamins	Category	Total
		Rural-Tribal	
PS	Yes	12	12
		85.71%	85.71%
	No	2	2
		14.28%	14.28%
Total	14	14	
	100.0%	100.0%	
UPS	Yes	24	24
		88.8%	88.8%
	No	3	3
		11.11%	11.11%
Total	27	27	
	100.0%	100.0%	

The Monitoring Institute has observed that in 12 (85.71%) of Primary Schools the children are being given micro nutrients like Iron, Folic acid and Vitamin ‘A’. In 2(14.28%) of Primary Schools children are not supplied by micronutrients. Regarding the 24 (88.8%) of Upper Primary Schools the children are being given micro nutrients like folic acid, Iron and vitamin ‘A’ and in 3 (11.11%) of Upper Primary Schools the children are not being given the micronutrients.

11. INFRASTRUCTURE:

- a) **Is a pucca kitchen shed-cum-store:**
- b) **Constructed and in use**
- c) **Constructed but not in use under**
- d) **Under construction**
- e) **Sanctioned, but constructed not started**
- f) **Not sanctioned**
- g) **Any other (specify)**

Regarding the infrastructure of kitchen sheds, the monitoring team observed that in Primary Schools, 6 (35.3%) Primary Schools had Pucca kitchens, 7 (41.2%) Primary Schools had Semi Pucca kitchen and 4 (23.5%) Primary

Schools had Katcha kitchens whereas 11(44.0%) Upper Primary Schools had Pucca kitchens, 3 (12.0%) Upper Primary Schools had Semi Pucca kitchens and 11 (44.0%) Upper Primary Schools had Katcha kitchen.

12. In case the pucca kitchen shed is not available, where is the food being cooked and where the food grains /other ingredients are being stored?

The Monitoring Institute has observed that in 35% Primary Schools and 44% Upper Primary Schools that pucca kitchen sheds are available. In remaining schools the food is being cooked in temporary sheds and in classrooms otherwise in open area of verandas.

13. Whether potable water is available for cooking and drinking purpose

It is mandatory for all schools to have proper drinking water provision at school.

Regarding the same, the monitoring team observed that in 11 Primary schools and 14 Upper Primary Schools, filtered water was being used, in 2 Upper Primary Schools, water from Bore well/Hand pump was being used and in 5 Primary Schools and 9 Upper Primary Schools, public tap water was being used.



Drinking Water facility for children's MDM

14. Whether utensils used for cooking food are adequate?

The Monitoring institute has observed that in majority of the sample schools the utensils are adequate to cook the meals. Whereas in few schools the agencies reported that the catering is not adequate.

15. What is the kind of fuel used? (Gas based/firewood etc.)

Firewood as fuel was being used in 16 (94.1%) Primary Schools and in 25 (100.0%) Upper Primary Schools. In only one school the other kind of fuel was being used for cooking.

16. SAFETY & HYGIENE:

- (i) **General Impression of the environment, Safety and hygiene:**
- (ii) **Are children encouraged to wash hands before and after eating**
- (iii) **Do the children partake meals in an orderly manner?**
- (iv) **Conservation of water?**
- (v) **Is the cooking process and storage of fuel safe, not posing any fire hazard?**

It was observed by the Monitoring Institute that 88.2% Primary Schools and 100.0% Upper Primary Schools gave a neat and clean impression of the school campus, in 94.1% Primary Schools and 96.0% Upper Primary School children were encouraged to wash hands before eating, in 88.2% Primary Schools and 92.0% Upper Primary Schools, children took meals in an orderly manner, and in 76.5% Primary Schools and 92.0% Upper Primary Schools, children conserved water while washing hands and utensils. It was observed by the team that in 88.2% Primary Schools and 96.0% Upper Primary Schools, the cooking process and storage of fuel was safe. Also, in 70.6% Primary Schools and 92.0% Upper Primary Schools, the cooks used gloves and aprons.

17. COMMUNITY PARTICIPATION:

Extent of participation by Parents/SMCs/Panchayati/Urban bodies in daily supervision, monitoring, participation.

Regarding the community participation in sample schools the monitoring team has observed that in 37 schools parents occasionally turn up while in 5 schools, they come every day, village elders come to 41 schools occasionally and to one school every day, SMC members come to 39 schools occasionally and to 3 schools every day and Panchayat/Municipality members come to 42 schools occasionally.



Community is donating vegetables

18. INSPECTION & SUPERVISION

Has the mid- day meal programme been inspected by any state/district/block level officers/officials

It was observed by the MI team that in 11.8% Primary Schools and 20.0% Upper Primary Schools, state level officials were inspecting and supervising schools, in 52.9% Primary Schools and 60.0% Upper Primary Schools, district level officials were inspecting and monitoring schools and in 64.7% Primary Schools and 60.0% Upper Primary Schools, block level officials were inspecting and monitoring schools.

19. IMPACT

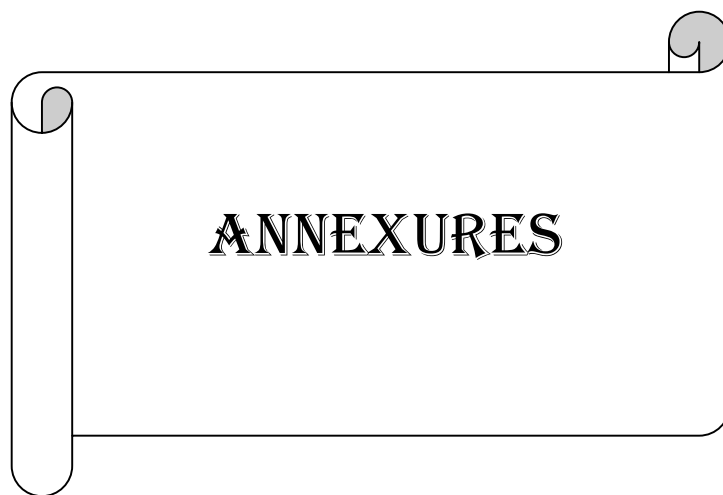
Has the mid-day meal improved the enrollment, attendance of children in school, general wellbeing (nutritional status) of children? Are there any other incidental benefits due to serving cooked meal in schools?

The scheme of Mid-Day-Meal has been quite successful in all the districts of the country. In the sample schools of Nicobars, the MI team has observed that MDM has improved enrollment and attendance in 15 (88.2%) Primary Schools and 19 (76.0%) Upper Primary Schools.

It was noticed by the MI team that in 17 (100.0%) Primary Schools and 24 (96.0%) Upper Primary schools, Mid-Day-Meal had helped in improving the general health of children.

Recommendations for improvement of the implementation of MDM:

1. For effective implementation of MDM lot of advocacy to be carried out with IEC material.
2. Menu boards should be displayed along with the entitlements of MDM in noticeable places of the schools.
3. The school based kitchens are to be monitored regularly by the concerned schools as well as the Educational Officers for maintaining the quality supply of MDM.
4. Awareness generation programmes for teachers, community members and cooking agencies are to be organized for effective implementation.
5. Kitchen sheds should be constructed as per the strength of the students and norms of MDM immediately in all the schools. Wherever the kitchen shed is available the cluster kitchens should be discouraged.
6. The UT administration should take immediate steps for reducing the delay of payment of remuneration to cook-cum-helpers as well as the cooking cost to the cooking agencies.
7. The infrastructure facilities like kitchen shed and utensils should be provided by the UT from MDM funds since the cooking agencies are unable to meet the cost of the kitchen shed and utensils.
8. The UT administration should arrange the transportation charges or the transportation facility for lifting the monthly quota of raw rice from the Civil Supplies Go down to the cooking agencies.
9. The UT administration should allow the cooking agencies i.e., Self Help Group women to meet the expenditure of vegetables, pulses, oil and fire wood only from the conversion cost.
10. The UT administration is inviting the sealed tenders from the registered groups or firms for supplying the cooked Mid-Day-Meal but in practice majority of the Self Help Group women are only applying for the tenders. As a result the Self Help Groups are attracting payment of income tax for the claims. Therefore the MI recommends that instead of inviting tenders from the SHGs the cost quotations at the local level may be invited from SHGs / cooking agencies for healthy competition as well as reducing the burden of income tax.
11. The Self-Help Groups involved in cooking and supply of Mid-Day-Meals are given exemption from payment of income tax for the MDM transaction.
12. In urban areas it is noticed that most of the children are not availing the Mid-Day-Meal because of stigma attached to health consciousness. This has to be restricted by organizing more demonstrations with regard to quality and hygiene of the Mid-Day-Meal.



**List of Schools Identified For NIRD & PR Monitoring of
Sarva Shikha Abhiyan- RTE and Mid-Day-Meal Scheme in North & Middle Andaman District of Andaman
and Nicobar Islands during March 2015**

S.N O.	School Name	Block Name	PS/M S	Rural/ Urban	U-DISE Code	MDM/Yes/ No
1	Govt. PS Tugapur-8	Tugapur-8	PS	Rural	35030201105	Yes
2	Govt. PS Tugapur-7	Tugapur-7	PS	Rural	35030201104	Yes
3	Govt. PS Pokadera	Pokadera	PS	Rural	35030200202	Yes
4	Govt Primary School Mohanpur-9	Mohanpur-9	PS	Rural	35030200502	Yes
5	Govt Middle School	Tugapur-6	MS	Rural	35030201101	Yes
6	Govt Secondary School	Webi	MS	Rural	35030200504	Yes
7	Govt Middle School	Rampur	MS	Rural	35030200401	Yes
8	Govt. Middle School	Pudu Madurai	MS	Rural	35030201401	Yes
9	Govt Senior Secondary School	Pahalgaoan	MS	Rural	35030201001	Yes
10	Govt Secondary School	Karmatang-X	MS	Rural	35030200606	Yes
11	Govt Secondary School,	Chainpur	MS	Rural	35030201203	Yes
12	Govt Middle School	Janakpur	MS	Rural	35030102201	yes
13	Govt Primary School, Sitapur	Sitapur	PS	Rural	35030102001	yes
14	Govt Primary School, Amkunj	Amkunj	PS	Rural	35030101801	yes
15	Govt Primary School Sabari junction	Rangat	PS	Rural	35030102602	yes
16	Govt Primary School shakthigarh	Shakthinagar	PS	Rural	35030103601	yes
17	Govt Primary School Dasarathnagar	Dasarathpur	PS	Rural	35030102604	yes
18	Govt Primary School Sabari(old)	Sabari	PS	Rural	35030102601	Yes
19	Govt Primary School Bharathpur	Bharathpur	PS	Rural	35030102701	Yes
20	Govt Middle School Rangat Bay	Rangat Bay	MS	Rural	35030101701	Yes
21	Govt Middle School Parnashala	Parnashala	MS	Rural	35030102401	Yes
22	GSS Shivapuram	Shivapuram	MS	Rural	35030101202	yes
23	GMS, Pedmanabapuram	Pedamanabapuram	MS	Rural	35030101501	Yes
24	Govt Secondary School, Adazig	Adazig Baratang	MS	Rural		Yes

25	Govt Middle School	South creek	MS	Rural	35030104001	Yes
26	Govt Senior Secondary School	Oralkatcha	MS	Rural	35030104401	yes
27	Govt Primary School, Lorozig	Lorozig	MS	Rural	35030104201	yes
28	Govt Scondary School, Nimbutala	Nimbutala	MS	Rural	35030101702	yes
29	Govt Primary School, Rangat	Rangat	PS	Urban	35030102305	yes
30	Govt Middle School Panchawati	Pachawati	MS	Rural	35030101602	Yes
31	Govt Middle School	Laxmanpur	MS	Rural		yes
32	Govt Middle School, khudirampur	N/ Andaman	MS	Rural	35030301202	Yes
33	Govt Secondary School	Keralapuram	MS	Rural	35030301601	Yes
34	Govt Miidle School	Milangram	MS	Rural	35030300501	yes
35	Govt Secondary School	Laxmipur	MS	Rural	35030300401	yes
36	V.K.Z.P Vidyalaya	R.K. Gram	MS	Rural	35030301504	Yes
37	Govt Secondary School	Madhapur-I	MS	Rural	35030300601	yes
38	G.P.S Durgapur	Durgapur	PS	Rural	35030302202	Yes
39	G.P.S D.B Gram	D.B Gram	PS	Rural	35030300801	yes
40	Govt Senior Secondary School	Kalighat	MS	Rural	35030303001	Yes
41	G.M.S Nabagram	Nabagram	MS	Rural	35030302701	Yes

**List of Schools Identified For NIRD & PR Monitoring of
Sarva Shikha Abhiyan- RTE and Mid-Day-Meal Scheme in Nicobars District of Andaman & Nicobars Island
during March 2015**

S. No	School name	Category (PS/MS)	Area (R/U)	U-DISE Code
1	Govt. Senior Secondary School Campbell Bay	CWSN	Rural	35020300401
2	Govt. Middle School, Govind Nagar	MS	Rural	35020300301
3	Govt. Primary School, Campbell Bay	PS	Rural	35020300406
4	Govt. Primary School, Afra Bay	PS	Rural	35020300411
5	Govt. Primary School, Pulopanja	PS	Rural	35020300412
6	Govt. Primary School, Chingan	PS	Rural	35020300404
7	Govt. Primary School, Pillolow	PS	Rural	35020300409
8	Govt. Primary School, Maccachua	PS	Rural	35020300410
9	Middle School Coast Guard Public School	MS	Rural	35020300403
10	Govt. Secondary School, Gandhi Nagar	MS	Rural	35020300201
11	Govt. Primary School, Campbel Bay	CWSN	Rural	35020300402
12	Govt. Primary School, Shastri Nagar	PS	Rural	35020300702
13	Govt. Primary School, Laxmi Nagar	PS	Rural	35020300703
14	Govt. Primary School, Tee Top	PS	Rural	35020100801
15	Govt. Secondary School, Arong	CWSN	Rural	35020100901
16	Govt. Secondary School Jahawar Navodya Vidyalaya	MS	Rural	35020100902
17	Govt. Senior Secondary School Sawai	Civil Work	Rural	35020101401
18	Govt. Senior Secondary School Lapathy	MS	Rural	35020101201
19	Govt. Middle School Kinmai	MS	Rural	35020100101
20	Govt. Primary School Jayanti	PS	Rural	35020100501
21	Govt. Secondary School, Mus	MS	Rural	35020101101
22	Govt. Middle School, Tapoiming	MS	Rural	35020100301
23	Govt. Primary School, Kinyuka	PS	Rural	35020100601

24	Govt. Primary School Headquater	PS	Rural	35020100401
25	Govt. Secondary School, Kakana	PS	Rural	35020101001
26	Govt. Senior Secondary School Malacca	MS	Rural	35020101301
27	Govt. Middle School Tamalod	MS	Rural	35020100201
28	Govt. Primary School Kimious	PS	Rural	35020100701
29	Govt. Model Secondary School, Kamorta	MS	Rural	35020200101
30	Govt. Secondary School, Bengali	MS	Rural	35020201101
31	Govt. Senior Secondary School, Champin	MS	Rural	35020202401
32	Govt. Middle School, East bay katchal	Civil Work	Rural	35020201901
33	Govt. Secondary School, Kuitashuk,	MS	Rural	35020201701
34	Govt. Middle School, Minyuk	MS	Rural	35020201201
35	Govt. Model Senior secondary school	MS	Rural	35020200102
36	Govt. Primary Schools , Badaenaka	MS	Rural	35020200105
37	Govt. Senior Secondary School, Kapanga	MS	Rural	35020202501
38	Govt. Secondary schools Mildern	MS	Rural	35020202503
39	Govt. Middle Schools, Kakana	MS	Rural	35020200201
40	Govt. Middle School, Vikas nagar	MS	Rural	35020200301
41	Govt. Middle School, Pilpillow	Civil Work	Rural	35020200401